

**Owner's  
Manual**

**YS200**

NO BARK COLLARS

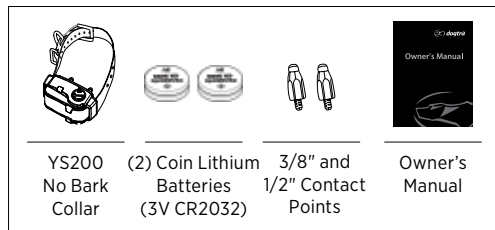
Please read this manual thoroughly before  
operating the YS200.

# PRODUCT SAFETY AND HEALTH STATEMENT

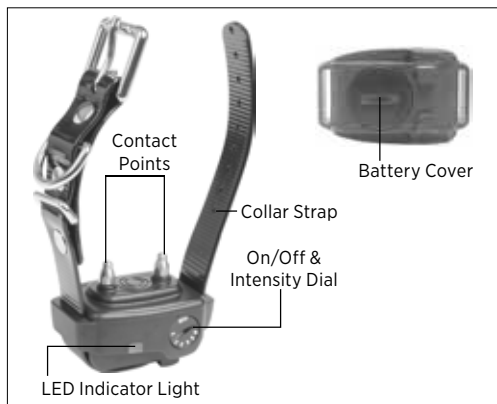
1. The YS200 is intended to prevent the barking of dogs only. It is NOT intended for use on people or on animals other than dogs. Dogtra does not assume any liability for the improper use of the YS200.
2. Leaving the YS200 in the same position on a dog's neck for over 8 hours at a time can cause skin irritation. Occasionally reposition the unit so the contact points are moved to a different location on the dog's neck. Dogtra is not responsible for skin irritation caused by the prolonged usage of the YS200.
3. A proper fit is necessary for the YS200 to work optimally. Both contact points must be in contact with your dog's skin at all times for a consistent stimulation. A loose fitting collar can cause the contact points to rub against the skin and cause irritation.
4. Remove the YS200 before playing with your dog. The activity may cause your dog to bark, which could lead to the association of playing with the electrical stimulation.

5. Closely monitor your dog's activity and stimulation output while using the YS200. When attaching or removing the YS200 from your dog's neck, make sure your dog is not barking and in a calm or stable condition.

## AT A GLANCE



## OVERVIEW



## MAIN FEATURES



Replaceable Coin  
Lithium Battery



6 Intensity  
Levels



Water Resistant  
Receiver



Reduced Size  
Receiver



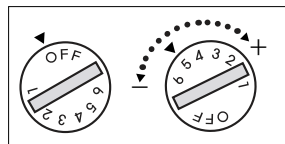
For Dogs as  
Small as 10 lbs



Vocal Cord  
Sensor

## HOW TO USE THE ON/OFF & INTENSITY DIAL

The On/Off & Intensity Dial is used to turn the YS200 on and off, and to select the



intensity level. Set the dial to OFF to turn off the YS200. Set the no bark collar to (1) for the lowest stimulation setting and (6) for the highest stimulation setting.

### NOTE:

Start with the lowest level of stimulation and work your way up. An appropriate level is when your dog responds to the stimulation with a mild reaction, such as a jerking or tensing of the neck muscles.

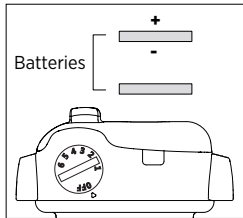
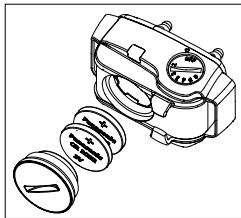
## TESTING THE YS200

1. Turn the intensity dial to level 2 or 3.
2. Use the cap end of a ballpoint pen and repeatedly tap between the contact points.
3. The unit is working once the LED indicator blinks. Wait 2 seconds and tap again.
4. The unit is in normal working condition when the LED indicator blinks again. The LED indicator will only blink when the unit is activated.



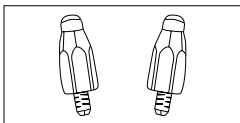
## REPLACING THE BATTERIES

- \*Turn the unit off before attempting to replace the batteries.
- Use a coin to unscrew the battery cover counterclockwise.
- Insert two batteries with the plus sides facing out (both batteries must be facing the same direction).
- Replace the battery cover by screwing it in clockwise. Be sure to place the batteries with the '+' sides facing up and out. To remove the batteries, remove the battery cover and tap the batteries on the palm of your hand.



## EXTENDED CONTACT POINTS

Extended contact points are available for purchase for dogs with long and/or thick coats.

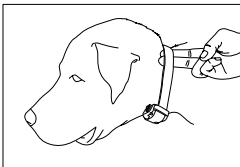


Both contact points must touch your dog's skin and may require longer contact points if your dog has a long and/or thick coat.

## FITTING THE YS200

It is important to have a proper fit for safe and consistent results.

- Place the YS200 to the left or right of your dog's vocal cords.
- Both contact points must touch your dog's skin to properly operate.
- When properly fitted, you should be able to fit a finger or two snugly in between the contact points and your dog's skin.



**\* Caution:** Remove all other collars when using the YS200. Other collars or buckles may cause the YS200 to inadvertently activate.

## TROUBLESHOOTING GUIDE

### 1. My dog has skin irritation.

- This may be due to an improper fit or leaving the collar in the same location for an extended period of time. If your dog exhibits signs of skin irritation, consult with a veterinarian.

### 2. My dog is not reacting to the YS200.

- Check the LED indicator while testing the unit. If the LED indicator does not come on, the batteries may need to be replaced.
- Tighten the collar strap around your dog's neck if it is too loose and make sure the contact points are held firmly against the dog's skin.
- If your dog has a thick or long coat and you already have the extended contact points, you may need to trim the hair on your dog's neck so that both contact points are touching your dog's skin.

### 3. I need to clean the YS200.

- To clean the YS200, make sure the battery cover is closed and fully sealed, and wipe down the unit with a damp cloth and some alcohol. Make sure the unit is completely dry before use.

# DOGTRA PRODUCT WARRANTY

## LIMITED WARRANTY

### For Dogtra Products Purchased from Dogtra Authorized Dealers

#### One-Year Warranty

Except as otherwise provided below, Dogtra warrants to the original retail purchaser ("You") that its Dogtra products shall be free of defects in materials and workmanship for a period of one (1) year from the date of purchase ("Warranty"). The Warranty covers the cost of repair (parts and labor) or replacement (if repair is not feasible) of a defective Dogtra product during said one-year period. For such repaired or replaced products, the remaining portion of the original warranty period, or ninety (90) days, whichever is longer, shall apply. Dogtra, at its sole discretion, shall determine whether to repair or replace a product covered by the Warranty.

#### Warranty Conditions

The Warranty is not transferrable and applies to your Dogtra product only if:

- (1) You are the original retail purchaser of the product,
- (2) You bought the product from a Dogtra authorized dealer, and
- (3) You present a receipt or other proof of purchase showing a valid purchase date, the name and address of the authorized dealer, and the purchased product identified by model and/or serial number.

#### Warranty Exclusions

The Warranty does not cover damage, loss, or deterioration to your Dogtra product caused: by misuse, neglect, abuse, or other improper handling of the product; by failure to follow use or care instructions; by use of the product for other than its intended purpose; by accident or natural forces such as fire or flooding; or by normal wear and tear such as scratches to the product surface.

The Warranty also does not cover Dogtra products that: are purchased from non-authorized dealers; are purchased outside

of the United States or Canada; have been damaged during shipment (even if Dogtra paid or arranged for shipping); have been modified or tampered with in any manner; are opened or repaired by anyone other than Dogtra; or have serial numbers that have been altered or defaced.

#### Sole Warranty

This Warranty is the only warranty offered by Dogtra for its Dogtra products. Other than said Warranty, Dogtra makes no other representations or warranties whatsoever regarding its products, whether oral or in any product manual, on any packaging, on any website, or in any other written material. No dealer of Dogtra products, nor any employee or agent of Dogtra, is authorized to make any additions, changes, or extensions to the Warranty. Dogtra, at its sole discretion and at any time, reserves the right to modify the Warranty.

#### DISCLAIMER OF OTHER WARRANTIES

**THE FOREGOING WARRANTY IS PROVIDED IN LIEU OF ALL OTHER WARRANTIES, WHETHER EXPRESS OR IMPLIED. DOGTRA DISCLAIMS ANY IMPLIED WARRANTIES INCLUDING, BUT NOT LIMITED TO, THE IMPLIED WARRANTIES OF MERCHANTABILITY AND FITNESS FOR A PARTICULAR PURPOSE.**

#### Limitation of Remedies

Dogtra's liability is limited to the cost of repair or replacement of the Dogtra product under Warranty. Any claim or action to enforce the Warranty must be commenced within thirty (30) days of the Warranty's expiration for your product. Dogtra will not be liable for any indirect, incidental, special, consequential, or similar damages based on breach of warranty, breach of contract, negligence, strict tort, or any other legal theory related to Dogtra and its products. Damages that Dogtra will not be responsible for include, but are not limited to: loss of income or profits; loss of revenue or savings; loss of use of the product or associated products; cost of any substitute products or services; inconvenience, downtime, or any other time; loss of goodwill; claims of third parties including customers; and damage to property.

**Legal Rights May Vary By State or Jurisdiction**

The Warranty gives You specific legal rights, and You may also have other rights which vary by state or jurisdiction. Some states or jurisdictions do not allow certain limitations of implied warranties or of incidental or consequential damages or other remedies, so certain of the foregoing limitations may not apply to You.

If any portion of the Warranty is held by a court to be invalid or unenforceable, the remaining portions of the Warranty shall remain in full force and effect and shall in no way be affected or invalidated, and the invalid or unenforceable portion shall be modified so as to most nearly achieve the intent of the Warranty.

**Product Registration**

Dogtra recommends that customers register their products as soon as possible after purchase. Product registration will facilitate any future warranty service. You may also receive useful information and updates about your existing and future Dogtra products. To register your product, visit [www.dogtra.com/product-registration](http://www.dogtra.com/product-registration). If your product is not registered with Dogtra, You will be required to provide a receipt or other proof purchase (as provided above) to qualify for warranty service.

**How to Obtain Warranty Service**

Should your Dogtra product require warranty service, please contact Customer Service by phone or email for a warranty evaluation (see below for contact information). Upon approval of your warranty work, Dogtra will repair or replace (at Dogtra's election) your product without charge for labor or parts. You are responsible for shipping, including cost, of your product to Dogtra for warranty service. Dogtra will handle shipping, including cost, of the repaired or replaced product back to customers in the USA. Dogtra will not be responsible for shipping, including cost and/or applicable taxes or fees, for products sent to Canada. Such costs, taxes, or fees will be borne by the customer.

To register your product, visit [www.dogtra.com/product-registration](http://www.dogtra.com/product-registration).

**Dogtra Customer Service****22912 Lockness Avenue, Torrance, CA 90501**

(888) 811-9111

repair@dogtra.com

Mon – Fri, 8:00 AM to 4:30 PM (PST)

© 2019 Dogtra. All rights reserved.