

DUAL DIAL



Dogtra Customer Service

12322 Monarch Street, Garden Grove, CA 92841

(888) 811-9111

repair@dogtra.com


Mon – Fri, 8:00 AM to 4:30 PM (PST)

© 2021 Dogtra. All rights reserved.

Ver.1



DUAL DIAL CODE SETTING GUIDE



Before coding the transmitter, determine how you would like to use the transmitter.

1. Use as 1-dog system or 2-dog system
2. Which side, between Front or Left, you want for 'Dog 1'

Please note that if you want to add an expandable second receiver, you must use the '2-Dog Set Up' instructions.

DUAL DIAL TRANSMITTER SETTING MODE



STIMULATION LEVEL LOCK

Make sure the toggle switch is in the "Unlocked" position.



SETTING MODE

Make sure the transmitter is off. Hold the on/off button on the transmitter until there is a rapid green LED light on the transmitter and the OLED screen shows "Setting Mode "

The transmitter is now in "Setting Mode." Proceed to the dog set up you desire.

1-DOG SET UP

Press the top button to set the transmitter as a 1-dog system.



Select **1**

Front side controls receiver



Select **2**

Left side controls receiver



The screen will show that 'Dog 1' has been set up and that 'Dog 2' position is "AVAILABLE TO PAIR" if needed.

If you want to change the side, please start over by putting the transmitter in "Setting Mode."

2-DOG SET UP

Press the middle button to set the transmitter as a 2-dog system.



Select 1

Front side:
controls Dog 1

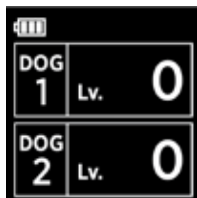
Left side:
controls Dog 2



Select 2

Left side:
controls Dog 1

Front side:
controls Dog 2



The screen will show that both 'Dog 1' and 'Dog 2' have been set up.

If you want to change the side, please start over by putting the transmitter in "Setting Mode."

RECEIVER CODE SETTING



1. Turn the transmitter on (or leave on after code setting the transmitter).

Set the Rheostat Dial to 0.




2. Depending on what model you are coding the transmitter to, you will either place the red dot on the back of the transmitter to the red dot on the receiver or hold the on/off button on the receiver.

Models with red dot:

Hold the two red dots together until the green LED blinks rapidly on the receiver and then separate the two devices.

Models with on/off button:

Hold down the on/off button on the receiver until the green LED blinks rapidly on the receiver.



On the transmitter, simultaneously press the top two buttons of Dog 1's side you selected. For the second receiver, repeat and press the top two buttons of the opposite side of which you coded Dog 1. When pairing is complete, the LED light on the receiver flashes every 4 seconds.

Attention! Do not code both receivers to the same side.

Compatible Products

The DUAL DIAL transmitter is compatible with the iQ MINI, iQ PLUS, 200C/202C, 280C/282C, ARC, and 1900S/1902S.

The DUAL DIAL transmitter is not compatible with the 2300NCP, 3500NCP/3502NCP, 2500T&B/2502T&B, and the 2700T&B/2702T&B.

Different Stimulation Levels

Please note that products with 100 levels, such as the iQ PLUS, iQ MINI, 200C, and 202C, will convert to 127 levels. Please make sure to find the right stimulation level within 127 levels for your dog before use.

For any assistance, please email info@dogtra.com or call (888)-811-9111.

DOGTRA PRODUCT WARRANTY

LIMITED WARRANTY

For Dogtra Products Purchased from Dogtra Authorized Dealers

One-Year Warranty

Except as otherwise provided below, Dogtra warrants to the original retail purchaser (“You”) that its Dogtra products shall be free of defects in materials and workmanship for a period of one (1) year from the date of purchase (“Warranty”). The Warranty covers the cost of repair (parts and labor) or replacement (if repair is not feasible) of a defective Dogtra product during said one-year period. For such repaired or replaced products, the remaining portion of the original warranty period, or ninety (90) days, whichever is longer, shall apply. Dogtra, at its sole discretion, shall determine whether to repair or replace a product covered by the Warranty.

Warranty Conditions

The Warranty is not transferrable and applies to your Dogtra product only if:

- (1) You are the original retail purchaser of the product,
- (2) You bought the product from a Dogtra authorized dealer, and
- (3) You present a receipt or other proof of purchase showing a valid purchase date, the name and address of the authorized dealer, and the purchased product identified by model and/or serial number.

Warranty Exclusions

The Warranty does not cover damage, loss, or deterioration to your Dogtra product caused: by misuse, neglect, abuse, or other improper handling of the product; by failure to follow use or care instructions; by use of the product for other than its intended purpose; by accident or natural forces such as fire or flooding; or by normal wear and tear such as scratches to the product surface.

The Warranty also does not cover Dogtra products that: are purchased from non-authorized dealers; are purchased outside of the United States or Canada; have been damaged during shipment (even if Dogtra paid or arranged for shipping); have been modified or tampered with in any manner; are opened or repaired by anyone other than Dogtra; or have serial numbers that have been altered or defaced.

Sole Warranty

This Warranty is the only warranty offered by Dogtra for its Dogtra products. Other than said Warranty, Dogtra makes no other representations or warranties whatsoever regarding its products, whether oral or in any product manual, on any packaging, on any website, or in any other written material. No dealer of Dogtra products, nor any employee or agent of Dogtra, is authorized to make any additions, changes, or extensions to the Warranty. Dogtra, at its sole discretion and at any time, reserves the right to modify the Warranty.

DISCLAIMER OF OTHER WARRANTIES

THE FOREGOING WARRANTY IS PROVIDED IN LIEU OF ALL OTHER WARRANTIES, WHETHER EXPRESS OR IMPLIED. DOGTRA DISCLAIMS ANY IMPLIED WARRANTIES INCLUDING, BUT NOT LIMITED TO, THE IMPLIED WARRANTIES OF MERCHANTABILITY AND FITNESS FOR A PARTICULAR PURPOSE.

Limitation of Remedies

Dogtra's liability is limited to the cost of repair or replacement of the Dogtra product under Warranty. Any claim or action to enforce the Warranty must be commenced within thirty (30) days of the Warranty's expiration for your product. Dogtra will not be liable for any indirect, incidental, special, consequential, or similar damages based on breach of warranty, breach of contract, negligence, strict tort, or any other legal theory related to Dogtra and its products. Damages that Dogtra will not be responsible for include, but are not limited to: loss of income or profits; loss of revenue or savings; loss of use of the product or associated products; cost of any substitute products or services; inconvenience, downtime, or any other time; loss of goodwill; claims of third parties including customers; and damage to property.

Legal Rights May Vary By State or Jurisdiction

The Warranty gives You specific legal rights, and You may also have other rights which vary by state or jurisdiction. Some states or jurisdictions do not allow certain limitations of implied warranties or of incidental or consequential damages or other remedies, so certain of the foregoing limitations may not apply to You.

If any portion of the Warranty is held by a court to be invalid or unenforceable, the remaining portions of the Warranty shall remain in full force and effect and shall in no way be affected or invalidated, and the invalid or unenforceable portion shall be modified so as to most nearly achieve the intent of the Warranty.

Product Registration

Dogtra recommends that customers register their products as soon as possible after purchase. Product registration will facilitate any future warranty service. You may also receive useful information and updates about your existing and future Dogtra products. To register your product, visit www.dogtra.com/product-registration. If your product is not registered with Dogtra, You will be required to provide a receipt or other proof purchase (as provided above) to qualify for warranty service.

How to Obtain Warranty Service

Should your Dogtra product require warranty service, please contact Customer Service by phone or email for a warranty evaluation (see below for contact information). Upon approval of your warranty work, Dogtra will repair or replace (at Dogtra's election) your product without charge for labor or parts. You are responsible for shipping, including cost, of your product to Dogtra for warranty service. Dogtra will handle shipping, including cost, of the repaired or replaced product back to customers in the USA. Dogtra will not be responsible for shipping, including cost and/or applicable taxes or fees, for products sent to Canada. Such costs, taxes, or fees will be borne by the customer.

To register your product, visit www.dogtra.com/product-registration.